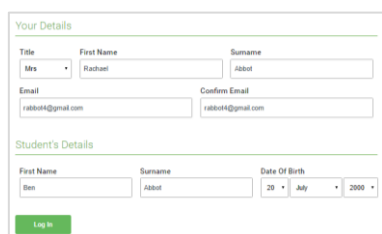


Parents' Guide for Booking Appointments

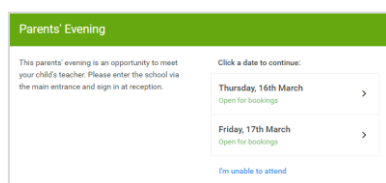
Browse to <https://stroodacademy.schoolcloud.co.uk/>



Step 1: Login

Fill out the details on the page, these need to be exactly as we have on our system then click the *Log In* button.

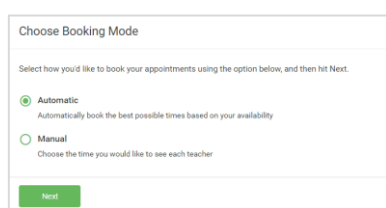
A confirmation of your appointments will be sent to the email address you provide.



Step 2: Select the correct event.

Click on the date you wish to book.

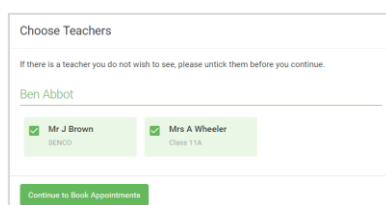
Unable to make all of the dates listed? Click *I'm unable to attend*.



Step 3: Select Booking Mode

Choose *Automatic* if you'd like the system to suggest the shortest possible appointment schedule based on the times you're available to attend. To pick the times to book with each teacher, choose *Manual*. Then press *Next*.

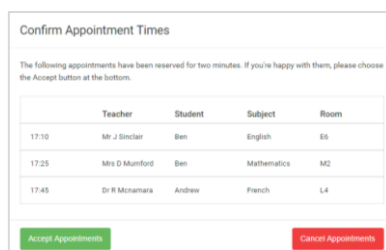
We recommend choosing the automatic booking mode when browsing on a mobile device.



Step 4: Choose Form Tutor

If you choose the automatic booking mode, drag the sliders at the top of the screen to indicate the earliest and latest you can attend.

Select the teachers you'd like to book appointments with. A green tick indicates they're selected. To de-select, click on their name.



Teacher	Student	Subject	Room
Mr J Sinclair	Ben	English	E5
Mrs D Mumford	Ben	Mathematics	M2
Dr R Monamara	Andrew	French	L4

Step 5a (Automatic): Book Appointments

If you choose the automatic booking mode, you'll see provisional appointments which are held for 2 minutes. To keep them, choose *Accept* at the bottom left.

If it isn't possible to book every selected teacher during the times you are able to attend, you can either adjust the teachers you wish to meet with and try again, or switch to manual booking mode (Step 5b).



Step 5b (Manual): Book Appointments

Click any of the green cells to make an appointment. Blue cells signify where you already have an appointment. Grey cells are unavailable.

To change an appointment, delete the original by hovering over the blue box and clicking *Delete*. Then choose an alternate time.

You can optionally leave a message for the teacher to say what you'd like to discuss, or raise anything beforehand.

Once you're finished booking all appointments, at the top of the page in the alert box, press *click here* to finish the booking process.



Teacher	Student	Subject	Room
Mr J Brown	Ben	English	E5
Mrs D Mumford	Ben	Mathematics	M2
Dr R Monamara	Andrew	French	L4

Step 6: Finished

All your bookings now appear on the *My Bookings* page. An email confirmation has been sent and you can also print appointments by pressing *Print*. Click *Subscribe to Calendar* to add these and any future bookings to your calendar.

To change your appointments, click on *Amend Bookings*.